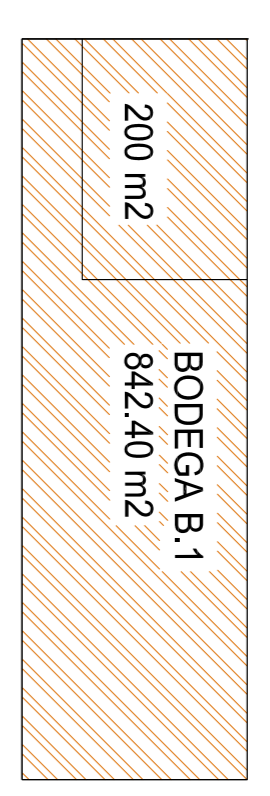
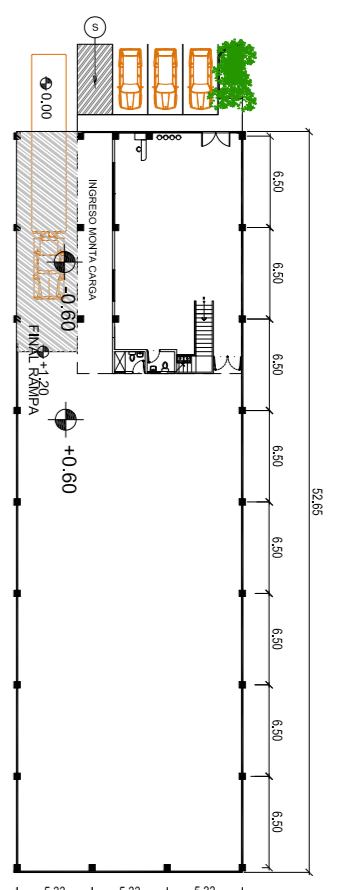
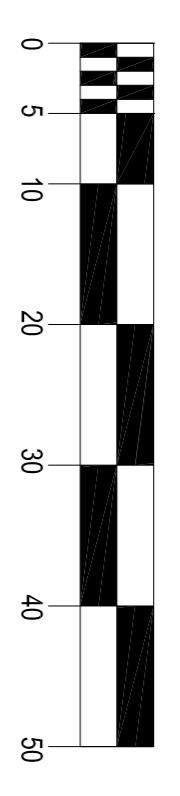
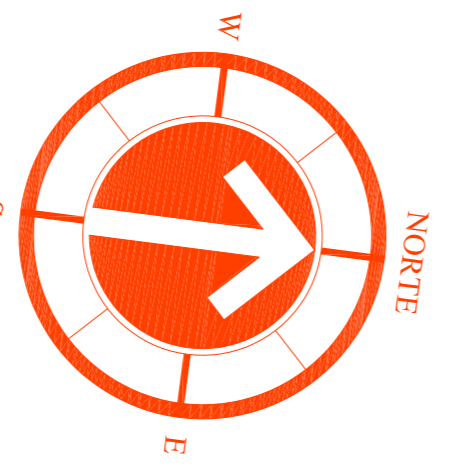



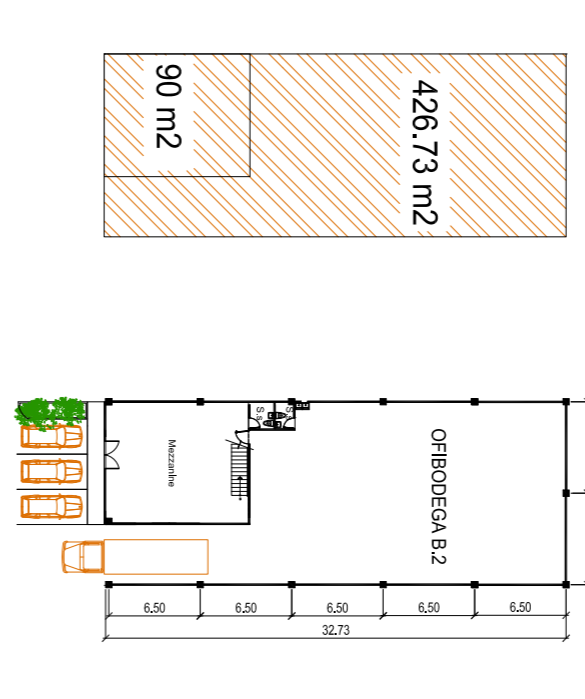
N 07°23'31  
438.78 m  
BOU

ARE

BOU



Areas = Bodega 842.40 m2 + Mezzanine 200 m2  
= Total 1,042.40m2



Areas = Bodega 426.73 m2 + Mezzanine 90 m2  
= Total 516.73 m2

Bodega	Area de piso	Mezanini	Total
1	842.4	200	1042.4 MTS 2
2	842.4	200	1042.4 MTS 2
3	842.4	200	1042.4 MTS 2
4	842.4	200	1042.4 MTS 2
5	842.4	200	1042.4 MTS 2
6	842.4	200	1042.4 MTS 2
7	842.4	200	1042.4 MTS 2
8	842.4	200	1042.4 MTS 2
9	842.4	200	1042.4 MTS 2
10	842.4	200	1042.4 MTS 2
11	1306.9	200	1506.9 MTS 2
12	842.4	200	1042.4 MTS 2
13	842.4	200	1042.4 MTS 2
14	842.4	200	1042.4 MTS 2
15	842.4	200	1042.4 MTS 2
16	1443.49	262	1705.49 MTS 2
17	Se unifico a la bodega 16		
<b>OFIBODEGAS</b>			
1	426.73	90	516.73 MTS 2
2	426.73	90	516.73 MTS 2
3	426.73	90	516.73 MTS 2
4	426.73	90	516.73 MTS 2
5	426.73	90	516.73 MTS 2
6	426.73	90	516.73 MTS 2
7	426.73	90	516.73 MTS 2
8	426.73	90	516.73 MTS 2
9	426.73	90	516.73 MTS 2
10	426.73	90	516.73 MTS 2
11	426.73	90	516.73 MTS 2
12	426.73	90	516.73 MTS 2
13	426.73	90	516.73 MTS 2
14	426.73	90	516.73 MTS 2
15	617.74	90	707.74 MTS 2
16	426.73	90	516.73 MTS 2
17	426.73	90	516.73 MTS 2
18	426.73	90	516.73 MTS 2
19	426.73	90	516.73 MTS 2
20	426.73	90	516.73 MTS 2
<b>TOTAL</b>			<b>28331.6</b>

AREA TERRENO 34000 MTS 2  
EFICIENCIA CONSTRUCCION 0.83378235

INSTRUMENTACION  
PLANIFICADOR

ESPECIFICACIONES GENERALES

MACRO  
INGENIERIA CIVIL S.A.  
RUE 1320 1111 - 1111  
FONO: 2202 1111 - 1111  
www.macro.com.uy

MACRO  
INGENIERIA CIVIL S.A.  
RUE 1320 1111 - 1111  
FONO: 2202 1111 - 1111  
www.macro.com.uy

DESCRIPCION DE CAMBIOS

VERSION LOTE 9

FECHA 10-4-13

ESCALA GRAFICA

DISEÑO

REVISO

VIVIENDA

CONTENIDO

PROYECTO

DIRECCION DEL PROYECTO

PROPIETARIO

PLANIFICADOR

HOJA NO. 1

TIMBRE:

MACRO  
INGENIERIA CIVIL S.A.  
RUE 1320 1111 - 1111  
FONO: 2202 1111 - 1111  
www.macro.com.uy